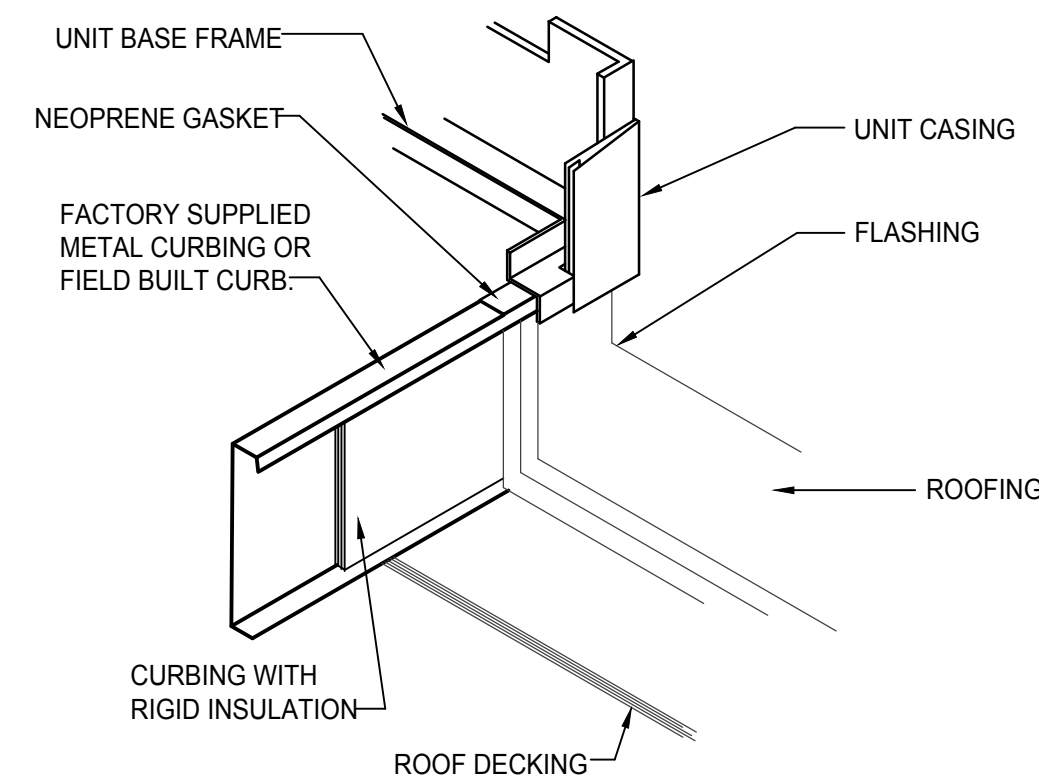


CEILING DIFFUSER DETAIL WITH FLEXIBLE DUCT
NO SCALE

ROOF TOP / MAKE UP AIR UNIT																			
SYM.	CFM	OUTSIDE AIR REQUIRED	SP.	BLOWER H.P.	CHAR	MCOP	MCA	WEIGHT	GAS CONN	GAS HEATING (1 STAGE)				COOLING			DUCT SIZE		REMARKS
										BTU IN	BTU OUT	EAT	LAT	MBH	EAT	LAT	SUPPLY	RETURN	
RT 1	1,600	260	5'	0.5	240/60/1	50	35	600LB	3/4"	65,000	44,000	65°F	98°F	47	95°F	98°F	16x18"	16x18"	LENNOX KGB048S4D. EER 11.5. DOWNWARD DISCHARGE. WITH ECONOMIZER.
RT 2	1,600	260	5'	0.5	240/60/1	50	35	600LB	3/4"	65,000	44,000	65°F	98°F	47	95°F	98°F	16x18"	16x18"	LENNOX KGB048S4D. EER 11.5. DOWNWARD DISCHARGE. WITH ECONOMIZER.

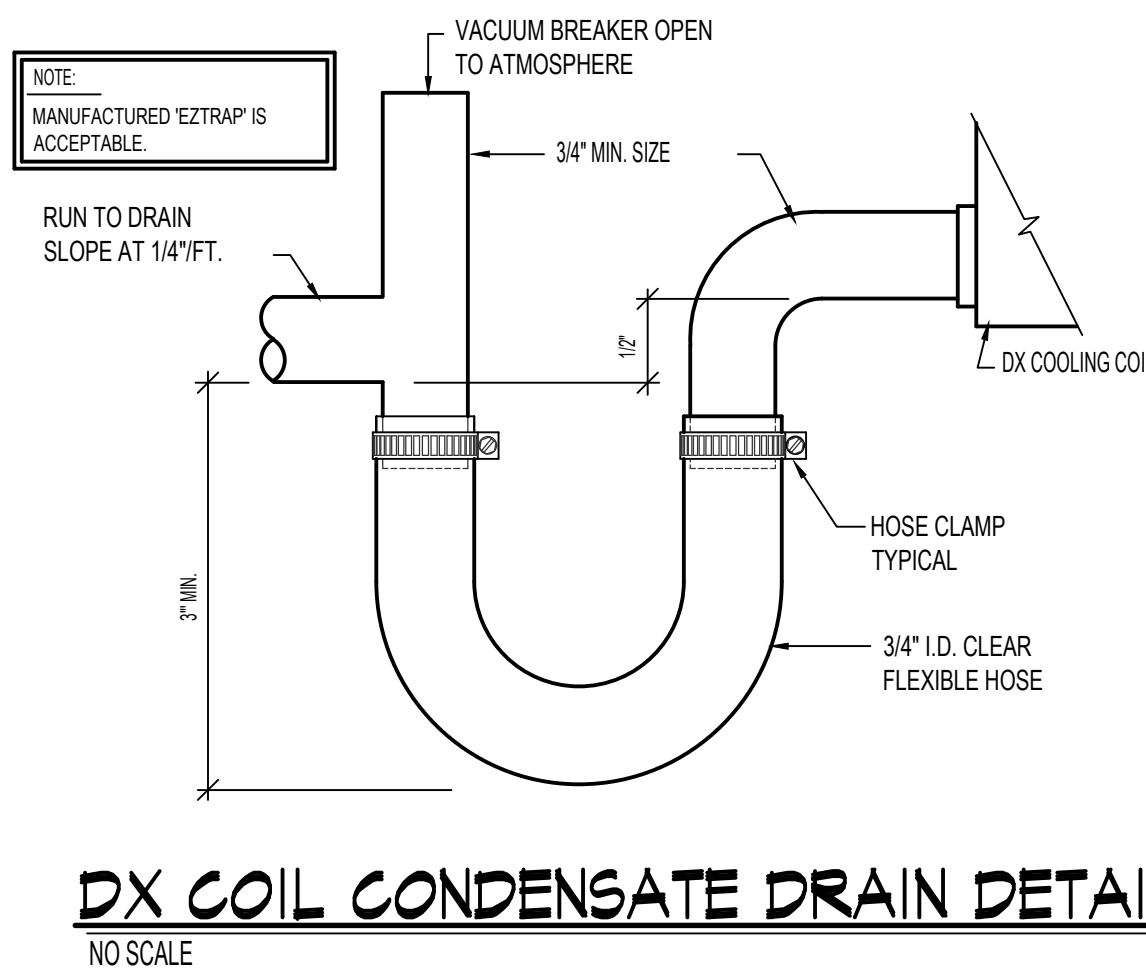


ROOF MOUNTING DETAIL
NO SCALE

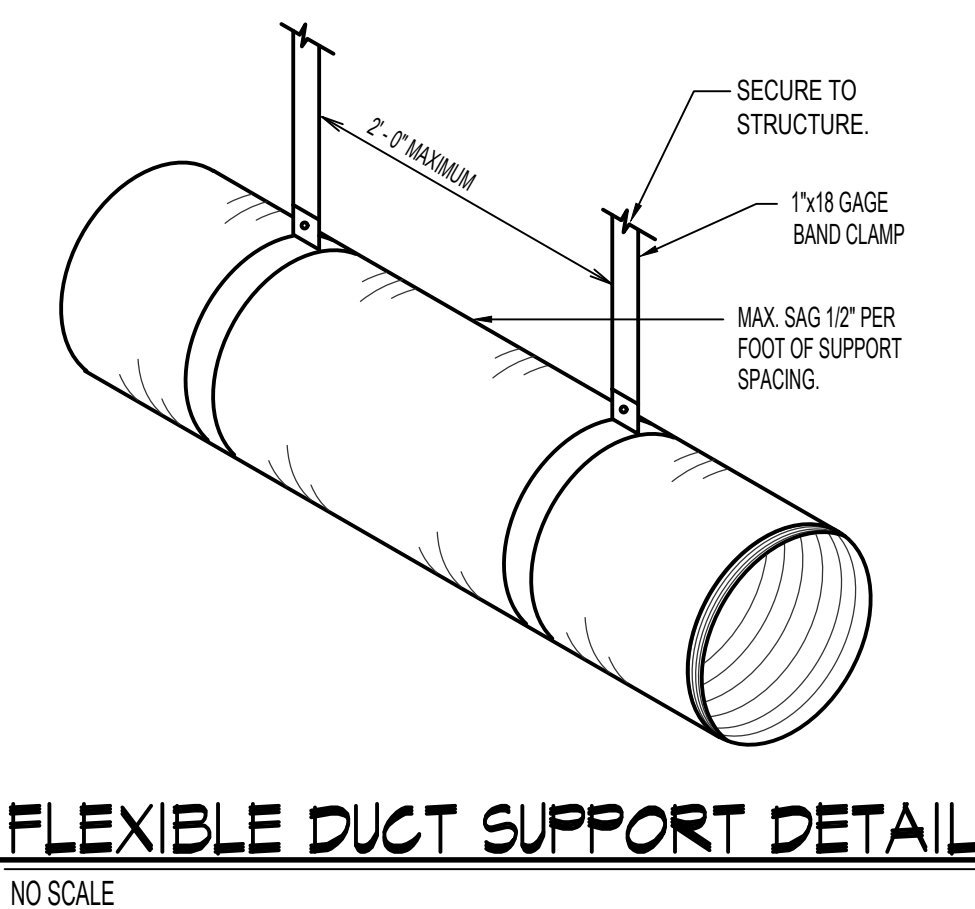
GRILLE AND REGISTER SCHEDULE								
SYM.	TYPE	SIZE	CFM RANGE	THROW PATTERN	CONSTR.	FINISH	FIRE DAMPER	REMARKS
D-1	CEILING	12x12	300-400	⬇	STEEL	WHITE	NA	PRICE MODEL SMD IN 24x24 LAY-IN
D-2	CEILING	9x9	150-225	⬇	STEEL	WHITE	NA	PRICE MODEL SMD IN 24x24 LAY-IN
D-3	CEILING	9x9	125	⬇	STEEL	WHITE	NA	PRICE MODEL SMD IN 24x24 LAY-IN
RG-1	CEILING	20x20	800	NA	STEEL	WHITE	NA	PRICE MODEL S35 IN 24x24 LAY-IN
RG-2	CEILING	10x10	150-225	NA	STEEL	WHITE	NA	PRICE MODEL S35 IN 24x24 LAY-IN

EXHAUST FAN SCHEDULE								
SYM.	TYPE	C.F.M.	S.P.E.	WATTS	CHAR.	R.P.M.	CONTROL	REMARKS
EF 1	CEILING MOUNTED	100	25	87	120/60/1	640	SEE ELEC.	TWIN CITY MODEL T100 WITH BACKDRAFT DAMPER 6"Ø EXHAUST
EF 2	CEILING MOUNTED	100	25	87	120/60/1	640	SEE ELEC.	TWIN CITY MODEL T100 WITH BACKDRAFT DAMPER 6"Ø EXHAUST
EF 3	CEILING MOUNTED	100	25	87	120/60/1	640	SEE ELEC.	TWIN CITY MODEL T100 WITH BACKDRAFT DAMPER 6"Ø EXHAUST

ELECTRIC HEATER SCHEDULE						
SYM.	TYPE	BTU	KW	CHAR.	CONTROL	REMARKS
EH 1	WALL MOUNTED	6824	2	240/60/1	INTEGRAL T-STAT	QMARK TYPE CRA2024-T2 COMPLETE WITH CRASM SURFACE MOUNTING FRAME.
EH 2	WALL MOUNTED	6824	2	240/60/1	INTEGRAL T-STAT	QMARK TYPE CRA2024-T2 COMPLETE WITH CRASM SURFACE MOUNTING FRAME.



DX COIL CONDENSATE DRAIN DETAIL
NO SCALE



FLEXIBLE DUCT SUPPORT DETAIL
NO SCALE

AWES DESIGN INC
PO BOX 1446
POCATELLO, IDAHO 83204
PH: 208-221-7261
EMAIL: AWESDESIGNINC@GMAIL.COM

HACP OFFICES

NAME

ISSUED:

MECHANICAL DETAILS AND SCHEDULES

M-201

Engineered Systems Associates

 1355 EAST CENTER

 POCATELLO, IDAHO 83201

 PHONE: (208) 233-0501

 FAX: (208) 233-0529

 EMAIL: esa@engsystems.com

 ESA JOB NUMBER: 20096